


Gratiot County



MARKET SHEEP PROJECT RECORD BOOK

Name: _____

Address: _____

4-H Club: _____

Leader: _____ Leader's Signature: _____

Age (as of Jan. 1): _____ Years Showing Sheep: _____

Record Started: _____
Month/Day/Year

Record Closed: _____
Month/Day/Year

Junior: _____ Intermediate: _____ Senior: _____
(please mark one)

Large Animal Record Book Guidelines

Filling Out Your Record Book:

1. Each animal has one record book for all age divisions.
2. Unless otherwise specified you are to fill out the record book in its entirety.
3. If you have any questions about what is to be filled out, it is your responsibility to ask your leader, superintendent or the GCFY/MSUE Office.
4. A copy of the score card is included. Please note that spelling and grammar are taken into consideration. Clarity and neatness is important.
5. Presentation should be kept in mind. You may place your record book in a binder or page protectors. Scrapbooking is not a requirement, though it may lead to extra credit points.

Eligibility:


1. If an exhibitor decides not to participate in showmanship, they will be required to complete a project area record book..
2. Record books DO count for at least a fourth of your total points in the skill-a-thon competition.
3. Record books entered into the Record Keeping Contest will be judged during fair and awards will be received at the Fall 4-H Awards Program.
4. Record books must be turned in to the appropriate box in the Laurie Smith Memorial Announcers Stand between 3:00 p.m. and 4:00 p.m. on the first Sunday of fair. If your record book is not submitted by the deadline, you will receive an automatic 50 point deduction from your over all record book score and will not be eligible for overall skill-a-thon winner and/or record book winner.

Why Keep Records?

Keeping records on your project can be interesting & fun!

Good records will:

- Help you learn about animals, their rate of growth, the feed they require, the cost of the feed and their habits.
- Help you plan future projects.
- Let you know if you made or lost money and how much.
- Improve your management practices.
- Organize a history of your project activities.
- Assist in filling out scholarships and awards.



Objectives:

To let participants

- Experience the obligation and responsibility required in a livestock enterprise.
- Experience and cope with the “values” and “attitudes” of responsibility, in a relatively unsupervised environment. Supervision will be on a periodic basis.
- Contribute to the family table with meat, or to experience the marketing process and system, through the sale of the product.
- Experience competition through showing the animal at local area organization sponsored shows, the fair and state wide shows.

Gratiot County Fair for Youth Sheep Member Achievement Summary for 20__

Make sure to take time when filling out your records & answering

JUNIOR: Why did you take a sheep project this year?

INTERMEDIATE: What do you plan on improving for next year?

SENIOR: How do you plan on being involved in the sheep industry in the future?



List sheep projects or activities you have participated in such as other fairs, trips, clinics/workshops, posters/
project, demonstrations, quiz bowls, judging teams, etc...

All About My Sheep Project...

Name of my animal: _____

Tag Number: _____ Breed: _____

Color: _____ Date (Month) of Birth: _____

Special Markings: _____

Please Check One:

Purchased Raised

Please Check One:

Wether Ewe

Purchased Price: **(A)** _____ If you raised your animal, list the current market value.

Beginning Weight: _____ Date Weighed: _____ Method: _____

Finished Weight: _____ Date Weighed: _____ Method: _____

My Sheep Project & I...

A completed record book should have photos of your animal. Include at least one beginning and one end picture!

Captions are always a plus! The more creative you are the better! You may attach extra photos – up to two pages at the end of your record book.



SENIOR

1. What characteristics did you consider when selecting your animal?

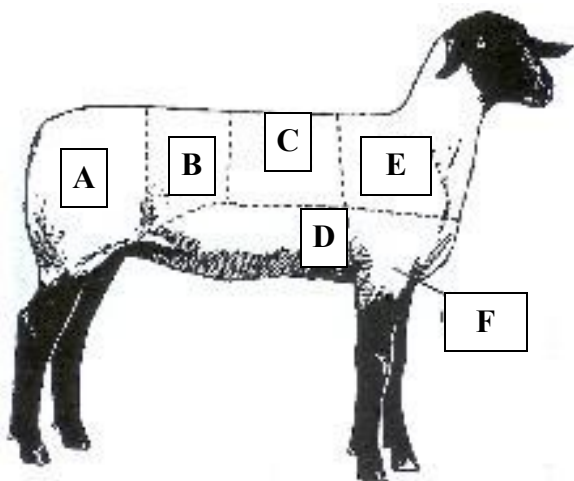
2. Define the following diseases, including symptoms and treatments.

1. Sore Mouth:

2. Prolapsed Rectum:

3. Coccidiosis:

3. Identify the Wholesale Cuts of Meat. (Extra credit will be given if you can name at least one retail for each wholesale cut you identify.)



A. _____

B. _____

C. _____

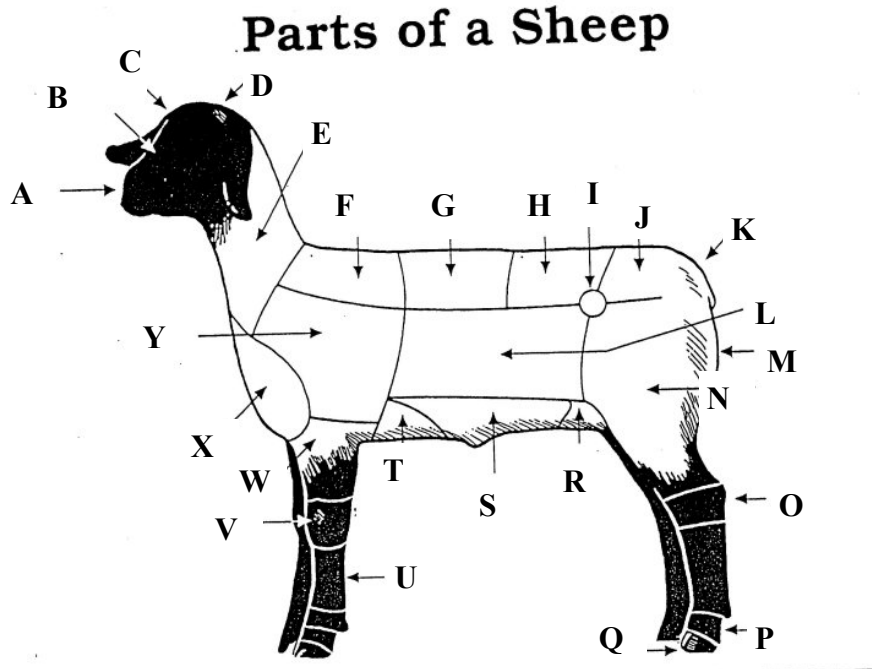
D. _____

E. _____

F. _____

4. Advice I would give to younger showman would be...

My General Sheep Knowledge



Junior: Identify 10 parts

Intermediate: Identify 16 parts

Senior: Identify all 25 parts

- A _____
- B _____
- C _____
- D _____
- E _____
- F _____
- G _____
- H _____
- I _____
- J _____
- K _____
- L _____

- M _____
- N _____
- O _____
- P _____
- Q _____
- R _____
- S _____
- T _____
- U _____
- V _____
- W _____
- X _____

Y _____

For Juniors and Intermediates you may pick any part you can name, but you must have at least the number given above.

Seniors must name all 25 parts to receive full points.

You will receive partial credit for correctly naming as many parts as you can.

What I Fed My Sheep Project

Attach a copy of your feed slip to your record book.



How did you decide the diet for your lamb? What rations did you feed your animal?

Seniors: Draw a line to match the feed stuff with the nutrient (other divisions can complete for extra credit.)

- | | |
|------------------|------------|
| 1. Beet pulp | A. Protein |
| 2. Soybean hulls | B. Mineral |
| 3. Bone Meal | C. Energy |
| 4. Cotton seed | D. Protein |

What I Bought for My Sheep Project... (Expenses)

List what you and/or your parents spent during the project for feed, supplies, equipment and vet assistance. Use total amounts for feeds (you do not have to break it down by month). If you have more than one animal, take your total item cost and divide by the number of animals who also benefited from the item.

DATE	ITEM PURCHASED	VALUE (\$)
TOTAL		(B)

Average Daily Gain & Cost Per Pound of Gain

In this section, I will calculate the rate of gain for my project animal.

	Weight of Animal (lbs.)	Date of Measurement	Method of Weight Measurement
START OF PROJECT			
END OF PROJECT			



1) My animal was on feed for _____ days. (days on feed)

2) My animal gained _____ lbs. (lbs. of gain)

3) Calculate the average daily gain (ADG)

$$\frac{\boxed{} \text{ lbs. of gain}}{\boxed{} \text{ days on feed}} = \text{Average Daily Gain} = \underline{\hspace{2cm}} \text{ lbs/day}$$

4) JUNIOR: What does average daily gain (ADG) mean? Why is it important to figure out? INTERMEDIATE: What can you find out by calculating the Average Daily Gain? SENIOR: What circumstances would affect the average daily gain? Did you encounter any of these circumstances?

5) Calculate the feed cost per lb of gain for your market animal:

$$\frac{\boxed{} \text{ feed cost}}{\boxed{} \text{ lbs. of gain}} = \text{Cost Per Pound of Gain} = \$ \underline{\hspace{2cm}} \text{ /pound}$$

6) JUNIOR: What does cost per pound mean? Why is it important to figure out? INTERMEDIATE & SENIOR: How can you lower the cost per pound of gain value and still produce a good average daily gain?

My Sheep Project Break Even Price

Livestock animals are sold by the pound at the GCFY Livestock Auction. Find out what bid price (per lb) you need to get at the auction to **break even** on your sheep project. The current market price can be found at fair weigh in either on a poster or by asking your superintendent.

Expenses on Market Animal (B):

Purchase Price of Animal (A):

+

Total Project Expenses:

\$

Finished Weight of Animal:

lbs.

Break Even Price: $\frac{\text{Total Project Expenses}}{\text{Finished Weight}} =$

\$

The current market price for sheep is

Would you have been able to make a profit if you would have sold your sheep at the stock yards rather than the fair? Why?




How I Marketed My Sheep Project

One of the most important parts of any market animal project is marketing. This includes writing letters and talking to prospective buyers. Make sure your letter is personalized. It should introduce yourself, state why you are participating in the auction, state the dates and times of the sale and why you would like them to come. You should never pressure a prospective buyer into buying your animal. A better tactic is to invite the buyer to come early to meet you and see your animal. Spelling and grammar is very important—so double check before you send it out.



My Marketing Plan Included: (Questions to think about: Did you send out letters? Did you call prospective buyers? How did you decide who you were going to send a letter to?)

This is A Copy/Sample of My Buyer's Letter (You can either write your letter on this page or make a copy and attach)



Extra Credit Ideas!

An outstanding record book goes above & beyond what is expected. This section will help you identify projects that you can do to include in your record book. Be creative. Your own ideas are also encouraged! Below is a list of ideas for each division. Please choose one from your division to complete.

JUNIOR:

Decorate Your Book:

Include drawings and items that add to your book's appearance. Remember—the neater and more organized the record book the better!

Design a Poster:

Use poster board and lots of pictures and information to create an educational poster to hang in the barns. If you did not know anything about your animal what would be good to include on the poster?

INTERMEDIATE:

Write a report on one of the following topics. Reports must be at least one page:

Leadership: How have you become a better leader through your years in your livestock project? Describe what you have done and how you have grown.

Animal Science: Describe the proper care and nutrition of your market animal OR how you selected your market animal.

Veterinary Science: Describe a veterinary practice or procedure on livestock.

Photography Report:

Keep a photo journal of your livestock project. Photographs should represent the entire length of the project. A minimum of eight photos from eight DIFFERENT TIMES must be included. All photos do not have to be of the animal. They could be of club meetings, field trips, shows, etc.

SENIOR:

Write an Essay: Must be at least two pages long, double spaced, Times New Roman 12 pt font with one inch margins. Make sure to include work cited pages.

- ◆ How have fad diets, such as Atkins, impacted the livestock industry?
- ◆ Describe in detail important food safety issues when cooking with your livestock project.
- ◆ Any other timely livestock industry issue

Photography:

Keep a photo journal of your animal project. Photographs should represent the entire length of the project. A minimum of 12 photos from eight DIFFERENT TIMES must be included, with captions. These photos could be of club meetings, clinics and/or field trips.

Interview:

Schedule a time to meet with a farmer, industry person or an agricultural career. Ask them for a tour of their facilities or business. Prepare questions to ask. Write a paper about your experience with the person; include the list of questions, any pictures and a thank you note you sent to the person for their time and for sharing their experiences. Must be at least two pages long, double spaced, Times New Roman 12 pt font with one inch margins.

SHEEP RECORD BOOK SCORE SHEET

Participant's Name: _____

Page		Possible Points	Points Given
1	Cover Sheet and Why Keep Records	5	
	All information is completed and has a Leader's signature.		
4	Member Achievement Summary	5	
	All information is neat and complete. All questions are answered.		
4	Sheep Project Animals	10	
	Information complete on animal All weight/prices recorded.		
5	Sheep Project Photographs	10	
	A beginning and final photograph is included.		
6-8	Showmanship/Know Your Cuts of Meat	10	
	Worksheet completed.		
9	Sheep Feed Ingredients	10	
	Feed ingredients slip attached from each feed source.		
9	Project Expenses	10	
	Table completed and total expenses calculated.		
10	Sheep Weight Record	10	
	Calculations are completed and questions answered.		
10	Feed Costs	10	
	Table completed and totals tabulated.		
11	Sheep Project Break Even Price	10	
	Calculations completed and questions answered.		
12	How You Market Your Sheep Project	10	
	Detail how exhibitor marketed their lamb project..		
	Total Points	100	
	Extra Credit	(up to 20)	
	Extra Credit Points will only count towards the record book competition and not be used in Skill-a-thon Scores.		
	Grand Total (with Extra Credit)	(up to 120)	